

The CO-OP Courier

DATES TO REMEMBER

DECEMBER

- 9 General Membership Meeting, 7pm
- 21 Holiday Party, Nursery M/W class and all Pre-K Classes
- 22 Holiday Party, Nursery T/Th classes
- 23 – 1/1 Winter Break, No School

JANUARY

- 4 Classes resume
- 12 No AM KEEP
- 18 Martin Luther King Jr. Day, No School

FEBRUARY

- 10 Valentine's Day Party, Nursery M/W Class
- 11 Valentine's Day Party, Nursery T/TH Classes
- 12 Valentine's Day Party, All Pre-K Classes
- 22-26 February Vacation, No School

MARCH

- 9 Professional Development Day, No School
- 24 General Membership Meeting, 7pm

APRIL

- 8 No PM KEEP
- 10 Clean-up/ Maintenance Day (Rain Date 4/11)
- 21 General Membership Meeting, 7 pm
- 26-30 April Vacation, No School

MAINTENANCE DAY THANKS!

Many thanks to ALL parents who came to help clean up WCK for the fall. We appreciate all your hard work and time spent on improving the school. We also look forward to seeing the rest of our families in the spring. Each family must chose one of the two planned maintenance days to participate and help keep our school looking good!

Letter from the Director

NEW BEGINNINGS

Teresa MaGee

For the first time since opening in 1966, Windham Cooperative Kindergarten and Nursery For the first time since opening in 1966, Windham Cooperative Kindergarten and Nursery School opened its doors without a kindergarten class. Beginning with the 2009/2010 school year, many area towns including Windham, Salem, Pelham and Hudson began offering public kindergarten. Due to this availability coupled with the downturn in the economy, the board decided it would not be fiscally prudent to offer a kindergarten program at WCK.

This presented us with the challenge and opportunity to create new programming. The next couple of years will be a time of exploration as we find the best ways to serve our families and community. I am confident that working together with the staff, the board and our school families we will find our way into the future while maintaining the quality of education that has become the hallmark of WCK.

New programming this year includes a third class of Nursery. We also added a 3rd day of Nursery in response to parents' requests. Mrs. Jury is the head teacher for all nursery classes with Mrs. Estes assisting in the morning classes and Mrs. Fichera assisting in the afternoon class.

We also added a third class of Pre-Kindergarten this year. Mrs. Hankus teaches two classes as the head teacher, with Mrs. Storie assisting in the morning and Mrs. Fichera assisting in the afternoon. Mrs. Storie has taken on the responsibility of the 2nd afternoon class with the assistance of Mrs. Estes.

The KEEP program this year was divided into two components, PEEP for Pre-K students and KEEP for Kindergarten students. PEEP runs on Monday/Wednesday/Friday with Mrs. Greenburg as head teacher and Mrs. Michaels assisting. The PEEP curriculum remains focused on science.

KEEP runs on Tuesday/Thursday with Mrs. Magee and Mrs. Storie as teachers. Kindergarten students who attend Golden Brook School are provided with bus service to or from WCK. Due to the longer day in KEEP (2 hours, 45 minutes vs. 1 hour in PEEP) the focus of the curriculum has changed from exclusively science to a broader enrichment program encompassing science, arts and crafts, social studies, movement and gross motor, outdoor play and music.

I am very happy to report that all classes are running smoothly and would like to commend the staff for taking on new responsibilities and challenges in such a professional manner. I would also like to thank everyone at the school, especially the board, for being so supportive of me in my new role.

PLEASE WELCOME

I am pleased to announce that Anne Fichera joined our staff this fall as an assistant teacher in Nursery and Pre-K. Mrs. Fichera has previously worked as a Salem Head Start substitute teacher, worked as a program coordinator with Salem Family Resources and as a Paraprofessional Behavioral Specialist Assistant for Easter Seals. After having had the opportunity to work with and observe Mrs. Fichera in action, I can attest that she has been an excellent addition to our teaching team. ■



STAYING HEALTHY

2009 H1N1 Flu ("Swine Flu") and You

Courtesy of the Center for Disease Control and Prevention/CDC.gov

WHAT ARE THE SIGNS AND SYMPTOMS OF THIS VIRUS IN PEOPLE?

The symptoms of 2009 H1N1 flu virus in people include fever, cough, sore throat, runny or stuffy nose, body aches, headache, chills and fatigue. Some people may have vomiting and diarrhea. People may be infected with the flu, including 2009 H1N1 and have respiratory symptoms without a fever. Severe illnesses and deaths have occurred as a result of illness associated with this virus.

TAKE THESE EVERYDAY STEPS TO PROTECT YOUR HEALTH:

- Cover your nose and mouth with a tissue when you cough or sneeze. Throw the tissue in the trash after you use it.
- Wash your hands often with soap and water. If soap and water are not available, use an alcohol-based hand rub.
- Avoid touching your eyes, nose or mouth. Germs spread this way.
- Try to avoid close contact with sick people.
- If you are sick with flu-like illness, CDC recommends that you stay home for at least 24 hours after your fever is gone except to get medical care or for other necessities. (Your fever should be gone without the use of a fever-reducing medicine.) Keep away from others as much as possible to keep from making others sick.

OTHER IMPORTANT ACTIONS THAT YOU CAN TAKE ARE:

- Follow public health advice regarding school closures, avoiding crowds and other social distancing measures.
- Be prepared in case you get sick and need to stay home for a week or so; a supply of over-the-counter medicines, alcohol-based hand rubs (for when soap and water are not available), tissues and other related

items could help you to avoid the need to make trips out in public while you are sick and contagious. ■



Teacher Forum

PRE-K

Heather Hankus, Lisa Storie, Darlene Estes and Anne Fichera

We had a great start to Pre K this year. The children are settled in. We are enjoying our shared time together. It has been nice to have the children work with all of the teachers in the school.

We started the year with fabulous fall activities. The children watched the leaves change colors, learned how apples and pumpkins grow and ended the unit with a trip to Apple Acres.

The children explored their community through our Community Helper unit. We wrote and sent letters in our post office, made doctor kits, baked apple crisp in our bakery, and our dramatic play was filled with all kinds of dress up. We enjoyed a trip to the police and fire station and discussed the importance of fire safety.

We have been working on letter recognition with Hand Writing Without Tears and early math concepts with Math Their Way.

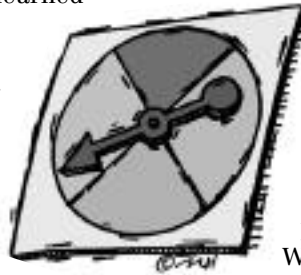
In October, we filled our month with all types of tracing, cutting, glueing, and writing projects. We enjoyed our Halloween projects, stories, and activities.

We have been working very hard on writing our names. Practicing at home is always a big help.

We continue to introduce math concepts like patterns, shapes, and numbers in a fun way using manipulatives, stamps, games, and songs!

November brought chilly days and hopefully healthier friends. We hope that flu is behind us now. Thank you parents for keeping your children home when they were not 100%. Although we miss them when they are not in class, it is best for them to be cozy at home resting!

The children spent the month preparing for their Thanksgiving feast. We had the teepee out. We made wampum bead necklaces using an ABC pattern, created Native American Headbands and Pilgrim hats and collars. They were the



cutest as they sat with their friends and ate turkey, fruits and veggies, and corn bread and butter that the class made together. Our music time was so much fun. We danced to the fruit salad salsa and sang the Thankful Song using sign language! The children were so sweet! Our most favorite part of this unit was hearing what the children are thankful for! Precious! Thank you for sharing your children with us each day. They are all very special!

This month we started playing games. Some favorites were Bingo, Trouble, and Candy Land. This is a great teaching tool for waiting turns, counting, helping friends, and being patient all while having fun.

We always say in Pre K...If you had fun you won!

We will continue our Pre K skills in the upcoming months. More letters will be introduced and we will continue to challenge our friends with letter sounds, letter and number recognition, and fine motor skills. We will work on mastering scissor skills, pencil grip, and "drawing" our letters creating names and words! Each month the children will use math concepts at calendar time. New songs and finger plays will be introduced.

In December the children will be working on their All About Me Books. This book is created by the children on their own.

It's a keeper! We'll read some great stories by Jamie Lee Curtis and talk about what makes us unique!

We will share holiday traditions and create some holiday projects. It is hard to believe it is almost time to ring in the New Year!

After our Holiday Vacation, we begin our Dinosaur Unit. A favorite for the children. It is amazing how much they learn.

We will dabble in Dental Health and healthy eating. We will end this unit with a trip to the grocery store.

Spring time will bring our Bug and Bird Units!

We are looking forward watching the children grow and learn! It is exciting to be 4 ya know! Oh and 5!

Have a Wonderful Holiday Season!

Lending Library

Did you know that WCK has a lending library for their families? Located next to the main office in the conference room, you will find quite a large selection of story books, educational books and reference material for both children and adults. We encourage you to come take a look and utilize this wonderful resource. Books are available to sign out and borrow on a weekly basis. Sign out sheets are located in the conference room. ■



Book Look

Book: SNOWMEN AT NIGHT
Author: Caralyn Buehner
Pictures by: Mark Buehner

Follow along as a young boy imagines what snowmen do at night. In his eyes, they must play games, go sledding, drink cold cocoa and have snowball fights. After all, why would his snowman look so “droopy” in the morning? Hidden in the artwork you can look for a rabbit, t-rex, cat and santa face. A great book for the winter season when we are all thinking about building our own snowman. ■

NURSERY

Cindy Jury, Darlene Estes and Anne Fichera

We would like to thank all parents for their assistance in getting this year started, and helping to transition our Nursery students into the school setting. Many new friendships are being forged and we find the children to be incredibly kind and helpful to one another. This seems to be an exceptionally bright and creative group this year. Kudos to families for raising such terrific children!



Many thanks to the coop parents for the nutritious and creative snacks and extra help in these first few weeks.

The focus for the beginning of school was on getting acquainted with each other, the building and routines of the day. We are learning the songs we will use throughout the year.

Our themes began with colors and fall, numbers in November and shapes for December, along with our continuing themes and cultural events at this time of year.

Literature choices follow the themes, and are rich with rhyming and interesting illustrations. Finger plays and songs augment our literature choices and activities.

We imbed language development and math skill building in planned activities and in daily routines such as circle time and music and movement.

Stations activities follow our themes and foster fine motor development, sensory explorations, following directions and self-help skills.

Centers are working well for cooperative play, language development and motor skills.

Friday Friends is underway with a great group of children and many “extra” activities.

We look forward to a fun and enriching year with many adventures!

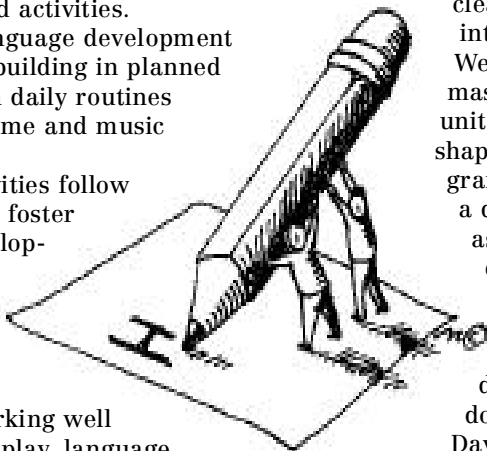
KEEP

Teresa Magee and Lisa Storie

The KEEP program got off to a great start this year. The bus to and from Golden Brook was a new experience for us all, and to make sure all went smoothly, Mrs. Storie rode the bus with the children for the first week or so. We kicked off the year with a study of color. The children learned through hands on activities how to make

secondary colors from primary colors. They each made their own necklace with beads made by them from clay. We did several experiments on mixing colors including liquid mixes and oil pastels. We learned about tints and shades. We then moved into a unit on Ancient Egypt. The children loved this unit and we did lots of fun activities. We cut up apples to find out the best way to preserve or “mummify” them. We made and wrapped up mummies and decorated sarcophagi for them. We learned about hieroglyphics and found out how to write our names in Egyptian. We learned about scarab beetles and went on an archeological dig where each child “unearthed” a beetle, which they cleaned off and made into a talisman necklace. We also made a death mask. After the Egyptian unit we started exploring shapes, symmetry, tangrams and quilts. We did a quilt glyph which we assembled into a paper quilt. This unit will culminate with the creation of an actual quilt which the children have decided to donate to David’s House. David’s House provides a home-away-from-home

and support for families with children receiving treatment through Children’s Hospital at Dartmouth at Dartmouth-Hitchcock Medical Center in Lebanon, N.H.



PEEP

Frannie Greenberg

PEEP is off to a great start this year. In one short hour we manage to squeeze in information about our topic as well as hands-on experiments and explorations to enforce the concepts of the week. Our themes have included Color, Witches' Brew, Trees and Habitats. PEEP students have learned about how scientists do experiments and have been practicing with predicting and observing. Our eager scientists are taught safety, how to form questions, and then how to experiment to explore the wonders of the world around them. ■



Mixing ingredients for the Grape Juice Indicator experiment in PEEP



The results are amazing!

PEEP: GRAPE JUICE INDICATOR

Small cups for mixing
(we use white ice cube trays)
100% grape juice
vinegar
baking soda dissolved in water

Grape juice will change color in the presence of an acid or a base. Start with two small containers of grape juice. In one container drop a small amount of vinegar. Is there a change? Continue adding small amounts and observe. In the second container of grape juice add a small amount of baking soda dissolved in water. Is there a change? After the color change reactions have been observed, try dropping a few drops of the grape juice and vinegar mixture into the grape juice and baking soda mixture. This chemical reaction is safe, but we always remind our scientists that we do not put any experiments into our mouths. Wafting is encouraged. Ask your PEEPer to tell you how. ■

SIDEBAR:

WHAT DOES THE CO-OP MEAN TO A PARENT?

Being part of a cooperative school means different things to everyone. Most importantly, it gives each family a voice and choice in their children's early childhood education. ■

"My Family has been part of the co-op since 2003. I am so happy to have been chosen in the lottery seven years ago.

I have been able to be part of my children's early education experience and I am so grateful for that.

It is the best feeling to be able to go to school with your little ones and know how much they love having you there.

I have also made friendships through the years that I will have forever.

It has been a journey!"

Delia Logue

"Being part of a co-op means being able to share in the learning, see what your children are learning and watch them have fun while learning. We are, after all, their first teachers which is something that I am still learning!"

Sheila Arinello

Board Notes

LETTER FROM OUR CHAIRMAN


Fred Carter, Chairman

As a high-school senior we read Fulgrum's classic *Kindergarten* tome whose simple life-rules' poster graces most classrooms today. Probably the most under-appreciated essay in that book for your typical high school boy is the one of the *gummy lump* box – Fulgrum's name for the box each parent keeps of their child's special drawings and artwork. He goes on to describe how that small treasure chest brings joy to him now that his children are grown up. When I first read that story, I chuckled to myself with all the smugness a 17 year old can muster at this man's tender adoration of childhood love. Years later when we first came home with our

newborn, I found myself re-reading that slim novel on a rainy Saturday. When I came to the gummy lump story I felt a slap as if he reached out through the pages and struck me with the force that only time, love, death and birth can bring. Four and a half years later I realize how blessed I've been. I don't just have a *gummy lump* box filled with Picassos, but I actually have memories of how some of them were created. By my reckoning my wife and I will have 11 meager chances to see our kids in nursery/preschool through co-oping.

So, for dad's reading this – I leave you with 2 pieces of advice:

- Take a half day at work and co-op.
- If you don't know what to get your wife for Christmas, may I suggest a gummy lump box? ■



WEATHER UPDATES AND SCHOOL CANCELLATIONS

WCK follows along with the Windham public school cancellations and closings. If Windham has a delayed opening our morning kindergarten, morning KEEP, morning PEEP, morning Pre-K and Nursery classes are canceled. We will also be using our ALERT NOW SYSTEM to reach you. Please keep us posted if your phone numbers or e-mail change.

Windham Public School cancellations are made on several radio stations:

- WGIR 610AM
- WFEA 1370 AM
- WBZ 1030 AM
- WZID 95.7 FM

The following television stations are also notified:

- WMUR Channel 9
- WBZ Channel 4
- WCVB Channel 5
- WHDH Channel 7

A container of sand will be near the entry door. If you arrive and notice ice has developed please feel free to scoop out some sand/salt for the icy area as we work to keep all safe this winter. Also, ice tends to form around the emergency exit doors from each classroom next to the play area. Please feel free to also sprinkle some extra sand/salt there. Your parent hand book details our parking procedure but please try to fill the parking spots on the left of the school, then those in front and lastly those on the right during pick-up. If all spots are full you can park around the circle. We will work closely with the contractor to keep all our spots clear as possible. We appreciate your help. ■

SIDEBAR: POSSIBLE ART PROJECTS TO DO OVER WINTER? XXXXXXXXXXXXXXXXXXXX